


Together we can Sing and Sign

Signing along to
favourite nursery rhymes





Communication with your baby starts as soon as they are born. Children need you to help them learn the skills they need to be the best talkers they can be. Early conversations with your baby will involve responding to their cries, looking at each other and taking turns to copy faces and sounds.

Most parents naturally use gestures with their child as soon as they are born e.g. holding arms outstretched and saying “up you come”, waving ‘bye-bye’ etc. The child usually understands the gesture before he/she understands the word.

Some children start to use words very early whilst others need more time before they begin to vocalise or start to use words. Often children are able to imitate actions long before they are able to say words and begin to copy gestures in order to request or comment.

Signing along to favourite nursery rhymes is a great way to support the use of actions and gesture. You don’t need to sign every word. The key signs for the words to each of the rhymes in this booklet are in bold. The relevant signs are shown beneath, have a look at the signs before you start singing and have a go!!!

Have fun




Hull
City Council



Clinical Commissioning Group

5 Little Monkeys



5 little **monkeys** jumping on the **bed**

1 fell off and bumped his head

Mummy called the doctor and the doctor said

No more **monkeys** jumping on the **bed**!

4 little **monkeys** jumping on the **bed**.....

NO



With a flat hand palm falling outwards, move the hand firmly to the side.

BED



Palms of hands are together. Hands rest on one cheek. Eyes stay open.

MUMMY




Finger spell 'm' twice ie. tap fingers twice.

MONKEY



Mime being a monkey.





A hedgehog is very prickly



A **hedgehog** is very prickly
A **hedgehog** is very prickly
A **hedgehog** is very prickly
He couldn't be anything else

A **snake** is very slippery
A **snake** is very slippery
A **snake** is very slippery
He couldn't be anything else

A **worm** is very wriggly
A **worm** is very wriggly
A **worm** is very wriggly
He couldn't be anything else
A **monkey** is very cheeky
A **monkey** is very cheeky
A **monkey** is very cheeky
He couldn't be anything else

A **crocodile** is very snappy
A **crocodile** is very snappy
A **crocodile** is very snappy
He couldn't be anything else





HEDGEHOG



Hands are held in a clawed position, backs of hands touch together.

SNAKE



Index finger and second finger are held extended, hand moves forward.

CROCODILE



Hands open and close.

CATERPILLAR/
WORM




Index finger of dominant hand points downwards and bends as moving forwards.

MONKEY



Mime being a monkey.





Baa Baa Black Sheep

Baa baa **black sheep**, have you any wool?

Yes sir, **yes** sir, 3 **bags** full

One for the **master**, one for the **dame**

And one for the little **boy** who lives down the lane



BLACK



With dominant hand in a closed shape, hand moves over the cheek towards the ear.

SHEEP



With little fingers of each hand sticking out, trace the horns of the sheep across the face.

YES



Dominant hand is held in a closed position, bend from the wrist downwards.

BAG



Mime carrying a bag.

MAN



Show a beard.

LADY



The first finger of the dominant hand is extended and strokes the cheek.

BOY



Index finger moves under the chin.



Five Fat Sausages


Five fat **sausages** sizzling in a pan,
One went POP and then it was **gone**
Four fat **sausages** sizzling in a pan,
One went POP and then it was gone
Three fat **sausages** sizzling in a pan,
One went POP and then it was **gone**.
Two fat **sausages** sizzling in a pan,
One went POP and then it was **gone**.
One fat **sausage** sizzling in a pan,
It went POP and then it was **gone**.

SAUSAGES




Index finger and thumb of both hands outline the shape of sausages.

GONE



The dominant hand is held closed. The closed hand then opens as the hand moves downward.

Five Little Ducks



Five little **ducks** went **swimming** one day
Over the pond and far away

Mummy duck shouted quack quack quack



And only four little ducks came back

Four little **ducks** went **swimming** one day

Over the pond and far away

Mummy duck shouted quack quack quack

And only three little **ducks** came back.....



NB. In this context swim will be a paddling action

I Hear Thunder

I **hear** thunder,

I **hear** thunder,

Oh! Don't you?

Oh! Don't you?

Pitter, patter **raindrops**

Pitter, patter **raindrops**

I'm **wet** through

I'm **wet** through

I **see** blue skies

I **see** blue skies

Way up **high**


Way up **high**

Hurry up the **sunshine**

Hurry up the **sunshine**

I'll soon **dry**

I'll soon **dry**



TO LISTEN



Dominant hand cups around the ear.

RAIN



With fingers spread, wiggle fingers as hands move down.

WET



The palms of both hands are held upwards. The fingers and the thumb of both hands pinch together as if squeezing a sponge.

TO LOOK



Index finger of dominant hand moves away from the corner of the eye. Two fingers can be used for emphasis.

HIGH



Dominant hand palm down moves up.

SUNSHINE



The dominant hand has the first finger extended and draws a circle for the sun at head height. Then sign "light".


DRY



The non dominant hand is held flat with the palm uppermost. The thumb and the first finger move across the hand (thumb across the palm, finger across the back of the hand). Thumb and finger then touch together at the edge of the hand.






I'm a little aeroplane



I'm a little **aeroplane**
Flying in the sky
Higher and **higher**
See the **clouds** go by.

I'm a little **aeroplane**
Flying all around
Lower and **lower**
Now I'm on the ground.



NB. This song is in the same theme tune as I'm a little tea pot

Incy Wincy Spider

Incy Wincy **spider** climbed up the water spout
Down came the **rain** and washed the spider out
Out came the **sun** and dried up all the **rain**
So Incy Wincy **spider** climbed up the spout **again**

SPIDER



Dominant hand has spread fingers, fingers move as the hand moves down.

RAIN



With fingers spread, wiggle fingers as hands move down.

SUNSHINE




The dominant hand has the first finger extended and draws a circle for the sun at head height. Then sign "light".

AGAIN



With first two fingers in a 'v' shape, move down quickly.



Miss Polly had a Dolly



Miss Polly had a **dolly** who was sick sick sick
So she **phoned** for the doctor to be quick quick quick
The doctor came with his **bag** and his **hat**
And he knocked at the door with a rat a tat tat
He looked at the **dolly** and he shook his head
And he said Miss Polly put her straight to **bed**
He **wrote** on a paper for a pill pill pill
I'll be back in the **morning** yes I will
will will



DOLL



Arms are held as if holding a doll.
Arms stay still.

TELEPHONE



Dominant hand mimes a telephone
held to the ear.

BAG



Mime carrying a bag.

HAT



Dominant hand in a flat shape
touches the top of the head.

TO WRITE/
DRAW



Mime writing or drawing on the other hand.

BED



Palms of hands are together. Hands rest
on one cheek. Eyes stay open.

MORNING



Cupped hand moves across the chest.



Old MacDonald

Old MacDonald had a farm

Ee I ee I oh!

And on that **farm** he had a **cow**

Ee I ee I oh!

With a moo – moo here

And a moo - moo there

Here a moo, there a moo

Everywhere a moo – moo

Old MacDonald had a **farm**

Ee I ee I oh!!





FARM

The dominant hand is held flat and moves from the top to the bottom of the stomach. It then moves away from the body to indicate the land.

COW

With both hands, outline the shape of horns.

PIG

With closed dominant hand, twist over the nose.

DUCK

Two fingers and thumb open and close at one side of the mouth.

HORSE

Have first two fingers of non dominant hand facing forward. Place first two fingers of dominant hand over the other hand as if riding a horse. Keep hands still for 'horse'. Move hands forward for 'ride'.

CHICKEN

Move arms in and out.






One elephant went out to play

One **elephant** went out to **play**,
Upon a **spider's** web one **day**.
He had such enormous **fun**,
That he called for another **elephant** to come!

Two **elephants** went out to **play**,
Upon a **spider's** web one **day**.
He had such enormous **fun**,
That he called for another elephant **to come!**

Three **elephants** went out to **play**,
Upon a **spider's** web one **day**.
He had such enormous **fun**,
That he called for another elephant **to come!**

Four **elephants** went out one **day**,
Upon a **spider's** web to **play**,
They had such tremendous fun,
But the web it broke and they all fell down.
(Everyone then falls to the floor)



ELEPHANT



Show the outline of the trunk.

TO PLAY



With palms of both hands upwards, arms spiral upwards and outwards.

SPIDER



Dominant hand has spread fingers, fingers move as the hand moves down.

DAY



Both hands are held crossed over the face. The hands are in a flat position with the palms facing the face. The hands move outwards finishing approximately shoulder width apart.

HAPPY




Hands strike each other - look happy.

TO COME



Index finger of dominant hand moves to the body.



The Wheels on the Bus

CAR /
BUS



Hands are positioned as if on a steering wheel. Hands mime steering. Hands are further apart for the bus.

The wheels on the **bus** go round and round
Round and round
Round and round
The wheels on the **bus** go round and round
All **day** long.

The **mummies** on the **bus** sing to us
Sing to us
Sing to us

The **mummies** on the **bus** sing to us
All **day** long.

DAY



Both hands are held crossed over the face. The hands are in a flat position with the palms facing the face. The hands move outwards finishing approximately shoulder width apart.

The **daddies** on the **bus** - read a book
read a book
read a book

The **daddies** on the **bus** - read a book
All **day** long.

MUMMY



Finger spell 'm' twice ie. tap fingers twice.

DADDY



Finger spell 'f' two times ie. tap fingers twice.



Twinkle Twinkle Little Star

Twinkle twinkle little **star**
How **I** wonder what **you** are
Up above the world so **high**

Like a diamond in the sky
Twinkle twinkle little **star**
How **I** wonder what **you** are

I



The first finger of the dominant hand is extended and points to self.

HIGH




Dominant hand palm down moves up.

STARS




Sign 'light' several times ie. start with fingers of dominant hand in a fist at head height and then open up and close.

YOU



Index finger points at the person in question.



There's a spider on the floor

There's a spider on the floor, on the floor.
There's a spider on the floor, on the floor
There's a spider on the floor, tell me are there any more,
There's a spider on the floor, on the floor

There's a spider on my knee, on my knee
There's a spider on my knee, on my knee
There's a spider on my knee and he is very tickly
There's a spider on my knee on my knee

There's a spider on my arm, on my arm
There's a spider on my arm, on my arm
There's a spider on my arm but he won't do any harm
There's a spider on my arm, on my arm

There's a spider on my hair, on my hair
There's a spider on my hair, on my hair
There's a spider on my hair, tell me what's he doing there
There's a spider on my hair, on my hair

NB. This song is in the same theme tune as
If you're happy and you know it....

SPIDER



Dominant hand has spread fingers, fingers move as the hand moves down.

MORE



Non dominant hand is in fist and dominant hand flat; flat hand taps onto the back of the fist.

NO

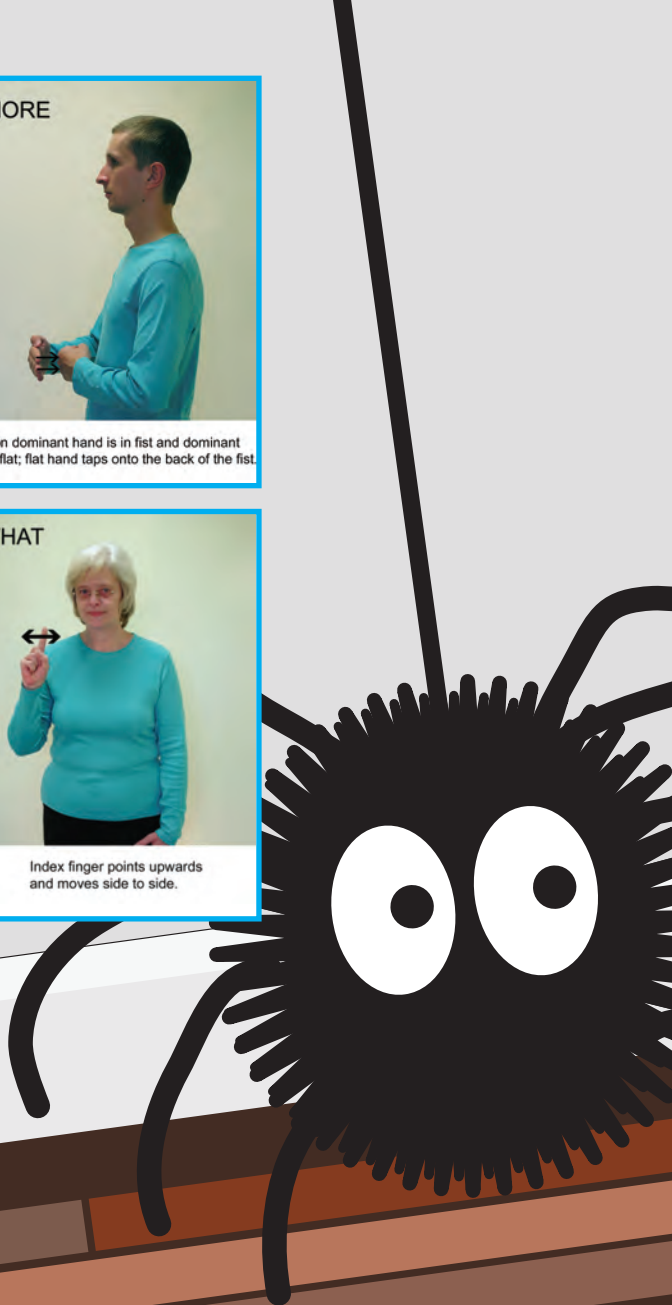


With a flat hand palm falling outwards, move the hand firmly to the side.

WHAT



Index finger points upwards and moves side to side.



This is the way

This is the way we **brush our hair**
brush our hair, brush our hair

This is the way we **brush our hair**
Early in the **morning**.

This is the way we **wash** our hands
wash our face, **wash** our hands

This is the way we **wash** our hands
Early in the **morning**.

This is the way we **brush our teeth**
brush our teeth, **brush our teeth**

This is the way we **brush our teeth**
Early in the **morning**.

This is the way we **sing** a song
sing a song, **sing** a song

This is the way we **sing** a song
Early in the **morning**



NB. This song is in the same theme tune
as Mulberry Bush



TO BRUSH



Dominant hand mimes brushing hair, or any body part you are referring to.

TO WASH



Mime washing hands or any body part you are referring to.

TO BRUSH



Dominant hand mimes brushing teeth.

MORNING



Cupped hand moves across the chest.

SINGING



First two fingers of dominant hand are extended. Hand spirals upwards and outwards from the mouth.

Early
Help



Hull
City Council

Local Authority Parenting Offer

Children don't come with an instruction manual so when it comes to parenting, how do you know what's best and what works? We believe every parent matters and recognise bringing up children is one of the hardest jobs in the world. As part of the support available to parents in Hull we offer courses to support families.



To find out more visit
www.hull.gov.uk/parentingcourses

NSPCC

look say sing play

to build your baby's brain every day



Tip #4
**bathtime
bubble
peekaboo**



**Sign up for free brain-building tips,
straight to your inbox.**


 **Search 'NSPCC brain-building'**

EVERY CHILDHOOD IS WORTH FIGHTING FOR

©NSPCC 2019. National Society for the Prevention of Cruelty to Children. Registered charity England and Wales 216401. Scotland SC037717. The child and adult pictured are volunteers. Photography by Tom Hull. J20181352.

Tips and other brain-building resources provided by the early-learning experts at Vroom™, an initiative of the Bezos Family Foundation.

powered by
vroom™



Hull
City Council



Humber Teaching
NHS Foundation Trust



Hull
Clinical Commissioning Group